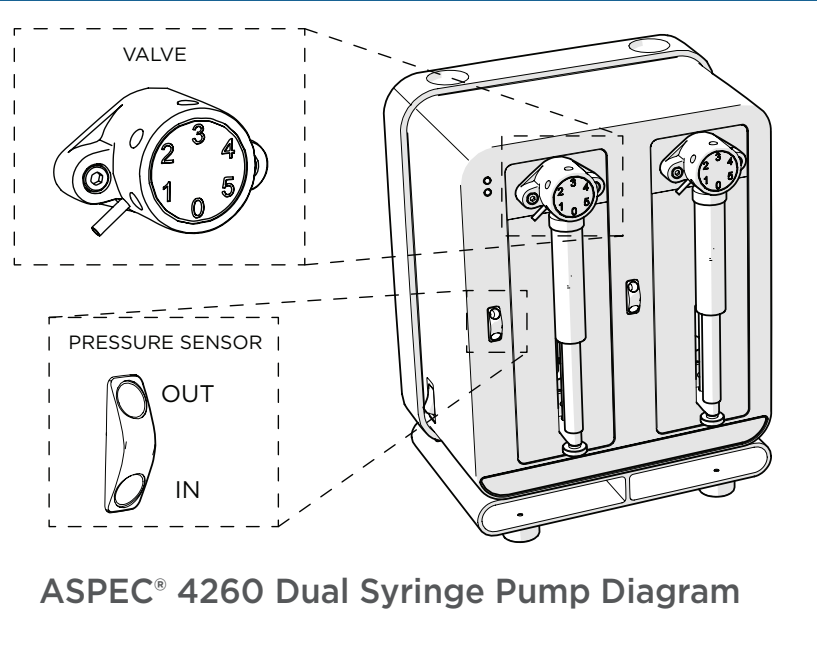


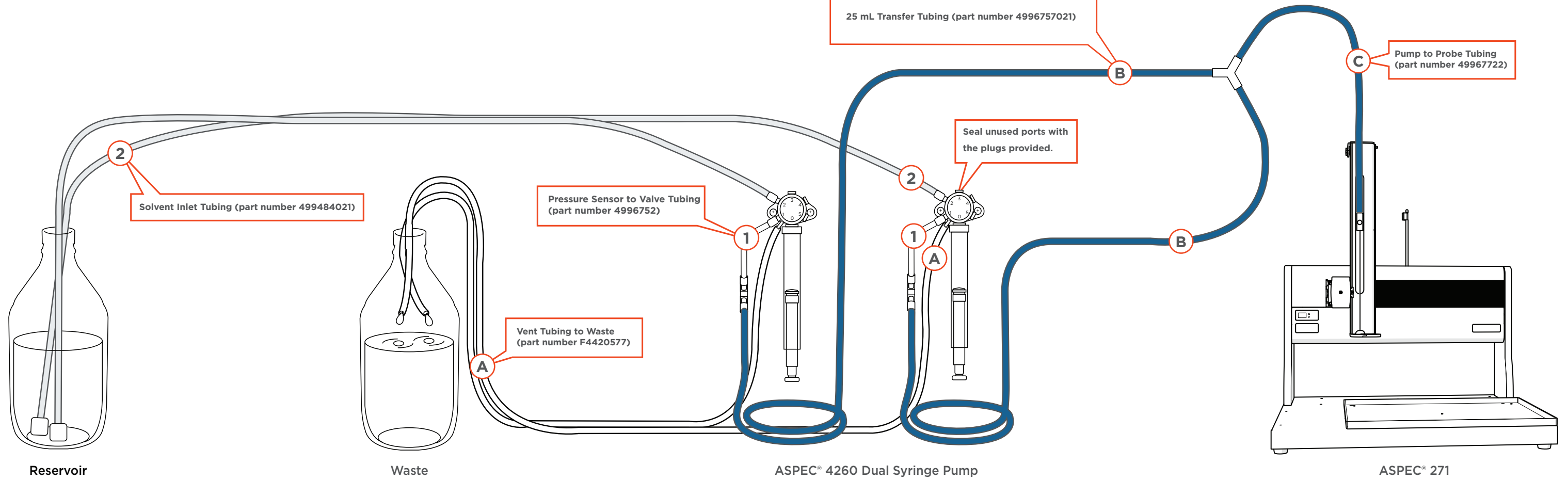
ASPEC® 271 System with ASPEC® 4260 Dual Syringe Pump

Plumbing Diagram for No Air/Gas Configuration



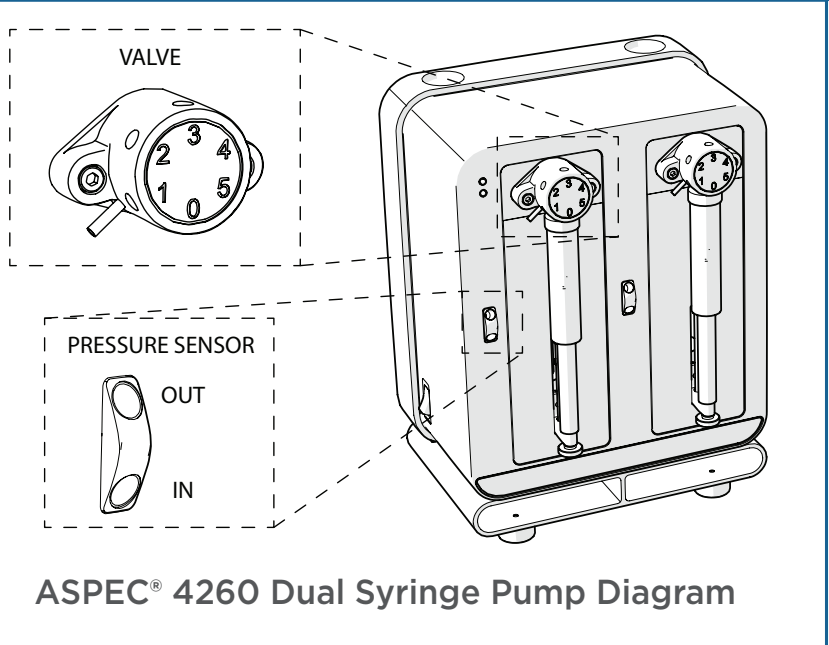
NOTE Store any excess transfer tubing in the compartments under the syringe pump.

- 1.1 mL Transfer Tubing (part number 499424013)
- 5 mL Transfer Tubing (part number 499671142)
- 10 mL Transfer Tubing (part number 499672282)
- 25 mL Transfer Tubing (part number 4996757021)



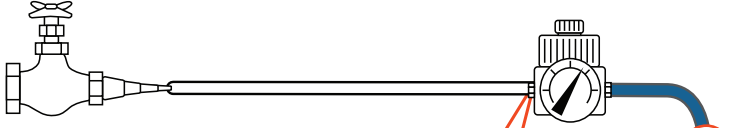
ASPEC® 271 System with ASPEC® 4260 Dual Syringe Pump

Plumbing Diagram for Air/Gas Configuration

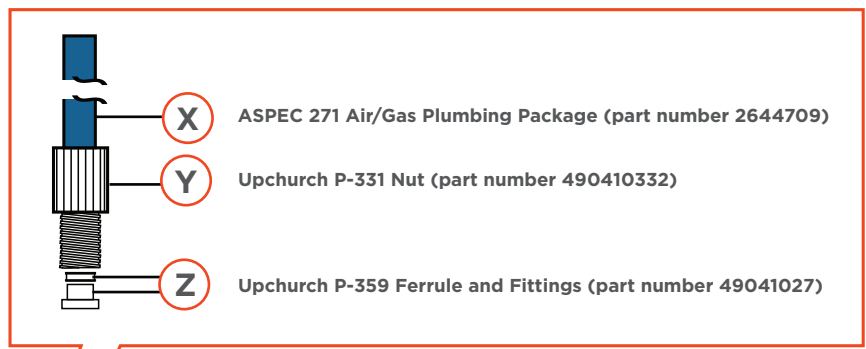


Air/Gas Supply

SPE Gas Pressure Regulator (part number 25051376)



Use the appropriate tubing and fittings to connect the SPE Pressure Regulator to your air/gas tubing.



ASPEC 271 Air/Gas Plumbing Package (part number 2644709)

Dual Adapter Kit, ASPEC (part number 2644708)

Pump to Probe Tubing (part number 49967722)

Solvent Inlet Tubing (part number 499484021)

Pressure Sensor to Valve Tubing (part number 4996752)

Vent Tubing to Waste (part number F4420577)

NOTE Store any excess transfer tubing in the compartments under the syringe pump.

- 1.1 mL Transfer Tubing (part number 499424013)
- 5 mL Transfer Tubing (part number 499671142)
- 10 mL Transfer Tubing (part number 499672282)
- 25 mL Transfer Tubing (part number 4996757021)

