

















PIPETMAN L VARIABLE VOLUME MECHANICAL PIPETTES SPECIFICATIONS

PIPETMAN L Single Channel — Variable Volume Models									
Model	PIPETMAN DIAMOND Tips		Part Number		Volume (µL)	Maximum Permissible Errors			
						Gilson		ISO 8655	
						Systematic error (µL)	Random error (µL)	Systematic error (µL)	Random error (µL)
 P2L	D10 DL10	DF10 DFL10	FA10001M	FA10001P	0.2	± 0.024	≤ 0.012	± 0.08	≤ 0.04
					0.5	± 0.025	≤ 0.012	± 0.08	≤ 0.04
					1	± 0.027	≤ 0.013	± 0.08	≤ 0.04
					2	± 0.030	≤ 0.014	± 0.08	≤ 0.04
 P10L*	D10 DL10	DF10 DFL10	FA10002M	FA10002P	1	± 0.025	≤ 0.012	± 0.12	≤ 0.08
					5	± 0.075	≤ 0.030	± 0.12	≤ 0.08
					10	± 0.100	≤ 0.040	± 0.12	≤ 0.08
 P20L	D200	DF30	FA10003M	FA10003P	2	± 0.10	≤ 0.030	± 0.2	≤ 0.1
					10	± 0.10	≤ 0.050	± 0.2	≤ 0.1
					20	± 0.20	≤ 0.060	± 0.2	≤ 0.1
 P100L	D200	DF100	FA10004M	FA10004P	10	± 0.35	≤ 0.10	± 0.8	≤ 0.3
					50	± 0.40	≤ 0.12	± 0.8	≤ 0.3
					100	± 0.80	≤ 0.15	± 0.8	≤ 0.3
 P200L	D200 D300	DF200 DF300	FA10005M	FA10005P	20	± 0.50	≤ 0.20	± 1.6	≤ 0.6
					100	± 0.80	≤ 0.25	± 1.6	≤ 0.6
					200	± 1.60	≤ 0.30	± 1.6	≤ 0.6
 P1000L	D1000 D1200	DF1000 DF1200	FA10006M	FA10006P	100	± 3.0	≤ 0.6	± 8.0	≤ 3.0
					500	± 4.0	≤ 1.0	± 8.0	≤ 3.0
					1000	± 8.0	≤ 1.5	± 8.0	≤ 3.0
 P5000L	D5000		FA10007**		500	± 12	≤ 3	± 40	≤ 15.0
					2500	± 15	≤ 5	± 40	≤ 15.0
					5000	± 30	≤ 8	± 40	≤ 15.0
 P10mL L	D10mL		FA10008**		1000	± 30	≤ 6	± 60	≤ 30.0
					5000	± 40	≤ 10	± 60	≤ 30.0
					10000	± 60	≤ 16	± 60	≤ 30.0
PIPETMAN L Multichannel									
 P8x10L	D10 DL10		FA10013		0.5	± 0.08	≤ 0.04	± 0.24	≤ 0.16
					1	± 0.08	≤ 0.05	± 0.24	≤ 0.16
 P12x10L	DF10 DFL10		FA10014		5	± 0.20	≤ 0.10	± 0.24	≤ 0.16
					10	± 0.20	≤ 0.10	± 0.24	≤ 0.16
 P8x20L	DL10 DFL10		FA10009		2	± 0.10	≤ 0.08	± 0.4	≤ 0.20
					10	± 0.20	≤ 0.10	± 0.4	≤ 0.20
 P12x20L	DF30 D200		FA10010		20	± 0.40	≤ 0.15	± 0.4	≤ 0.20
 P8x200L	D200 D300		FA10011		20	± 0.50	≤ 0.25	± 3.2	≤ 1.2
					100	± 1.00	≤ 0.40	± 3.2	≤ 1.2
 P12x200L	DF200 DF300		FA10012		200	± 2.00	≤ 0.50	± 3.2	≤ 1.2
 P8x300L	D200 D300		FA10015		20	± 1.00	≤ 0.35	± 8.0	≤ 3.0
					30	± 1.00	≤ 0.35	± 8.0	≤ 3.0
 P12x300L	DF200 DF300		FA10016		150	± 1.50	≤ 0.60	± 8.0	≤ 3.0
					300	± 3.00	≤ 1.00	± 8.0	≤ 3.0

* P10L model can be used up to 0.5 µL.

** P5000L and P10mL L do not have tip ejectors.

For a pipette with a plastic tip ejector, the part number ends with the letter P.

For a pipette with a stainless steel tip ejector, the part number is ends with the letter M.

Gilson maximum permissible errors are guaranteed only when PIPETMAN pipettes are used with the recommended PIPETMAN DIAMOND Tips.

PIPETMAN L variable volume models can be sterilized by steam autoclaving at 121°C (252°F), 1 bar relative pressure for 20 minutes without disassembly.

